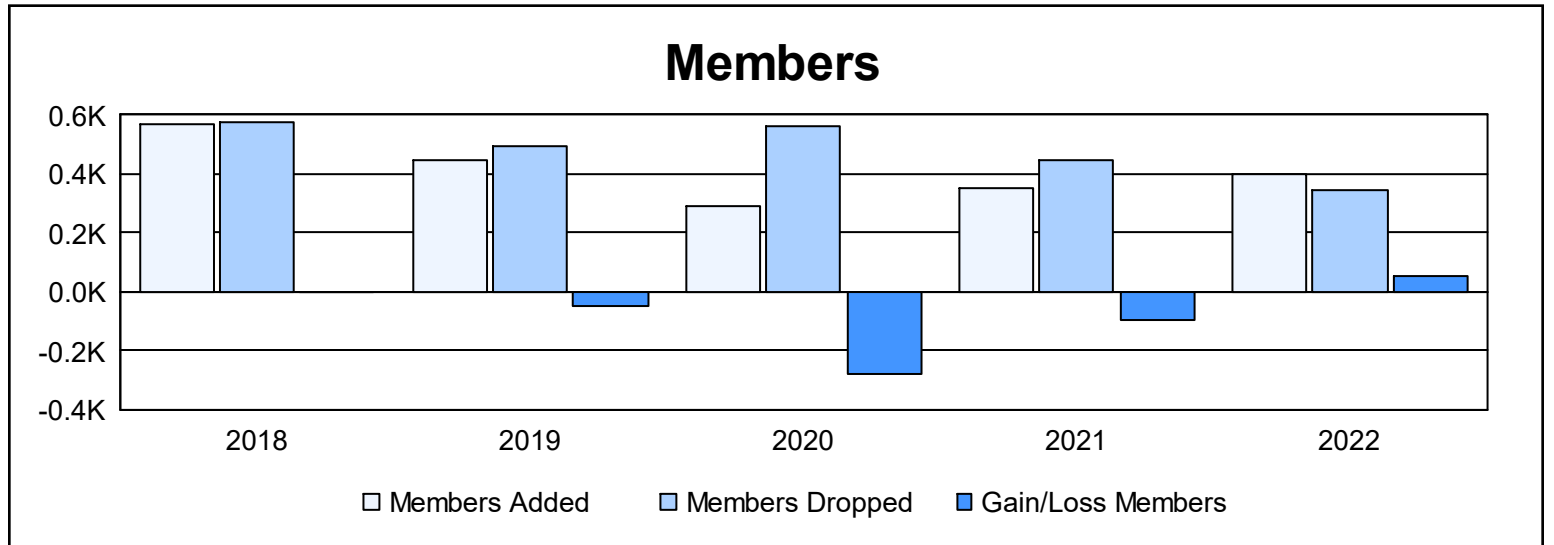
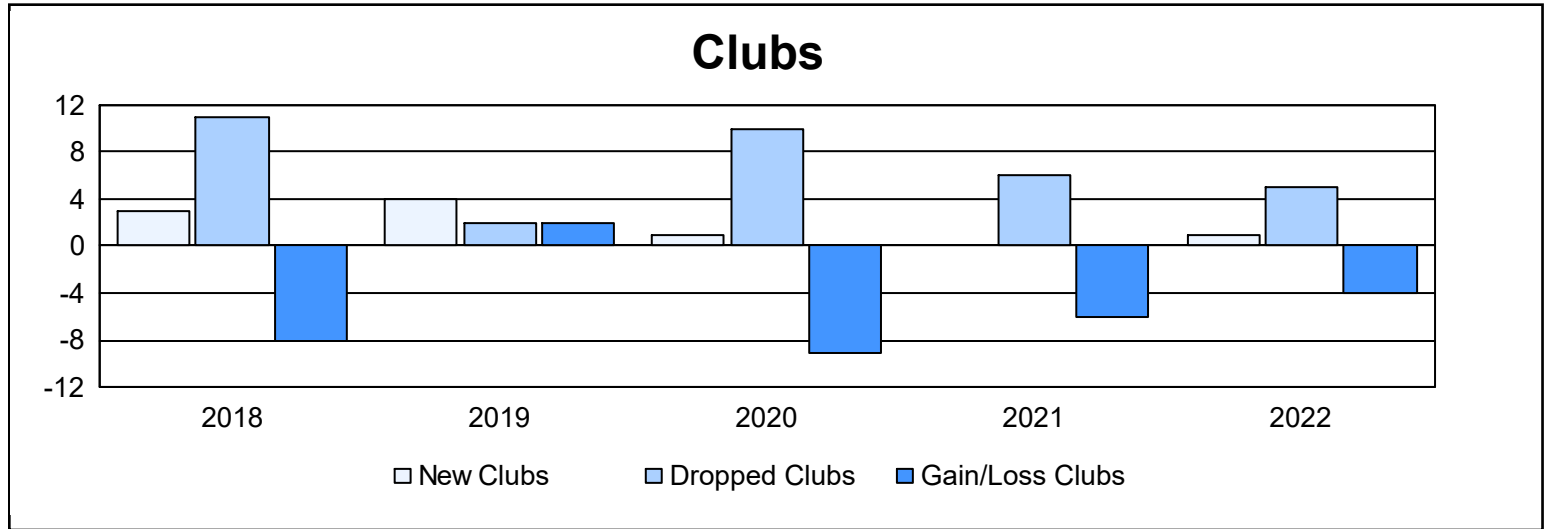
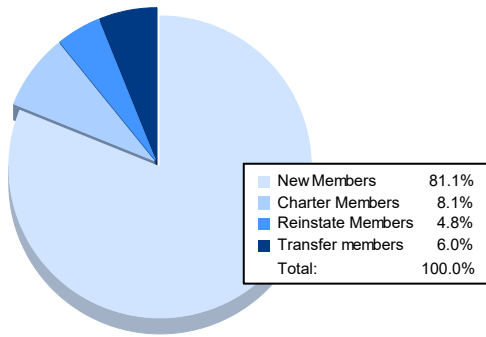


Year	New Clubs	Dropped Clubs	Gain/ Loss Clubs	New Members	Charter Members	Reinstate Members	Transfer Members	Total Member Added	Total Members Dropped	Gain/ Loss Members
2017-2018	3	11	-8	400	115	25	31	571	574	-3
2018-2019	4	2	2	307	110	11	22	450	497	-47
2019-2020	1	10	-9	213	33	19	23	288	565	-277
2020-2021	0	6	-6	297	9	24	22	352	449	-97
2021-2022	1	5	-4	322	32	19	24	397	342	55
<b>Average</b>	<b>2</b>	<b>7</b>	<b>-5</b>	<b>308</b>	<b>60</b>	<b>20</b>	<b>24</b>	<b>412</b>	<b>485</b>	<b>-74</b>



### Membership Composition June 2022 Cumulative



### Gender Composition June 2022 Cumulative

